


Invitation to Participate

Opposites Attract



A Standard Flower Show

Wanted – You!

All garden club members and amateur horticulture growers are invited to enter the NHFGC Judges' Council Standard Flower Show *Opposites Attract*, September 19, 2018.

We are hoping to have all clubs represented, with their members entering the Design and/or Horticulture Divisions. Necessary information is given in the Flower Show Schedule which is on p. *(page # will be inserted when I know how many pages there are in this edition of the LL)* at the end of this edition of the *Lilac Letter*.


Feel free to contact any of the Chairmen listed as we are here to assist you in making this a Fantastic Fun Day, showcasing your capabilities and talents.

Members of NHFGC Judges' Council will be making mini presentations during the Fall Meeting – *Taking the Mystery out of a Standard Flower Show*.

NHFGC JUDGES COUNCIL

Presents

OPPOSITES ATTRACT



AN NGC FLOWER SHOW

A STANDARD FLOWER SHOW

Wednesday, September 19th, 2018


11 AM-2:30PM

NHFGC FALL BOARD MEETING

PURITAN CONFERENCE CENTER

245 Hooksett Rd.


MANCHESTER, NH 03104




OPPOSITES ATTRACT

COMMITTEE CHAIRMEN

Show Chairman:	Joanne Krause	622-1978
Schedule:	Michelle Mensinger	434-7011
Staging:	Mary Lea Daily	432-9953
Design entries/ consultant:	Fern Doucette	744-2103
Horticulture:	Dorothy Cole	978-483-0333
Placement:	Judges Council Members	
Education exhibits:	Mary Ellen Sienkiewicz	399-4453
Judges:	Blanche Garone	434-0578



OPPOSITES ATTRACT



DIVISION 1: DESIGN

SECTION A: YIN AND YANG

CLASS 1: CIRCLES AND ANGLES

A Petite Design measuring no more than 12 inches in any direction, staged on a 36" pedestal with a black 18" square top

CLASS 2: FIRE AND ICE

A Petite Design measuring no more than 6 inches in any direction, staged on a 41" high round table with a 24" top divided into 4 quarters, covered with a cream-colored cloth.

CLASS 3: OLD AND NEW

A Petite Design measuring no more than 8" in any direction, staged on a 9" by 9" black cube atop a 36" pedestal. Viewing height will be 47" high.

SECTION B: EITHER/OR

CLASS 4: CHOCOLATE OR VANILLA

A Functional Table for one, staged on a 30" high round table with a 24" top, covered with a cream-colored cloth.

CLASS 5: ROUGH OR SMOOTH

An Alfresco Buffet Table for 4, staged on ½ of an 8 ft. table, 30" tall and 30" deep, covered with a cream-colored cloth.

CLASS 6: SHABBY OR CHIC

A Functional Table for two, staged on ½ of a 6 ft. table, 30" high and 30" deep, covered with a cream-colored cloth.

CLASS 7: BLACK OR WHITE

An Exhibition Table (Judges' class), staged on half of a 6 ft. table, 30" high and 30" deep, covered with a cream-colored cloth.

DIVISION 2: HORTICULTURE

SECTION A: "PEAS AND CARROTS"

VEGETABLES

CLASS 1: *Capsicum* Peppers

1 large/3 small

CLASS 2: *Lycopersicum* Tomatoes

1 large/3 small

CLASS 3: *Beta vulgaris* Beets

3 any size

SECTION B: "SPRING AND FALL"

ANNUALS

CLASS 4: *Cosmos*

1 stem

CLASS 5: *Tagetes* Marigold

1 stem

CLASS 6: *Zinnia*

1 stem

SECTION C: "NOW AND FOREVER" AND CORMS

BULBS, TUBERS

CLASS 7: *Dahlia*

1 stem

CLASS 8: *Canna*

1 stem

CLASS 9: *Gladiolus*

1 stem

GENERAL RULES

1. This is a Standard Flower Show staged according to the rules of National Garden Clubs Inc. (NGC), using the 2017 edition of the *Handbook for Flower Shows*.
2. Any member of NHFGC is eligible to enter Design, Horticulture and Educational divisions.
3. All exhibits may be entered between 7:00 AM and 8:45 AM on September 19th, 2018.
4. Judging will begin at 9:00 AM.
5. There must be an emphasis on FRESH plant material. No artificial plant material is permitted in any exhibit in any division.
6. Each exhibitor is limited to one entry per class, except in the Horticulture division.
7. All exhibits must remain in place until 2 PM.

DESIGN DIVISION RULES

1. Some plant material must be used in every exhibit. This includes fresh and or dried plant material.
2. The exhibit must be the work of only one person.
3. Plant material used in a design must be listed on an index card. Botanical name and/or Common name are acceptable.
4. Fresh plant material may not be treated in any way. Dried plant material may be painted or treated as desired.
5. Designer has the freedom to choose Traditional or Creative design style.
6. Because of time limitations, Designs may be partially completed before the show.

HORTICULTURE DIVISION RULES

1. All plant material must be fresh and grown by the exhibitor.
2. All specimens must be correctly named with its binomial name (genus, species and cultivar, if known).
3. Cut specimens should not have foliage below the water line with the exception of gladiolus.
4. Clear glass containers will be provided by the exhibitor and must be used for all cut specimens. Wedging will be available if needed.
5. Paper plates will be provided for displaying vegetables.

DIVISION 3 EDUCATION

EXHIBIT 1: FLOWER SHOW IN A BOX

An exhibit detailing how a club can successfully present a Small or Standard Flower Show. All necessary items are included. The box includes: The new Handbook for Flower Shows, ribbons, entry cards and a mentor from Judges Council, to help any club, who wishes to have a show.

Mary Ellen Sienkiewicz

EXHIBIT 2: PHOTOGRAPHY

An exhibit featuring beautiful photography and how to display, stage and enter your best photos in a Flower Show. Information on how to take the best photos will be explained.

Arabella Dane